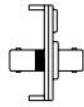


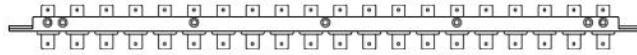
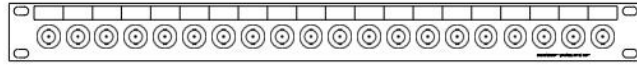
Datasheet:

Becom_1HU_PP RAL7035_

BNCf_BNCf 50_20_4GHz_TE



beCom



Description:

The 20-port patch panel BNC-female to BNC-female offers several advantages over conventional patch panels. The sockets are mounted in a specially milled mounting hole, which, together with the locking nut, ensures protection against twisting of the socket when connecting the cables. The easily replaceable label strip can be printed using a downloadable Excel file, ensuring clear identification of the sockets. An optional strain relief bracket is available, which is mounted at the rear of the patch panel to ensure that the cables are relieved of strain and can be bundled.

Technical Specifications:

- **Color:** RAL 7035 Light Grey
- **Dimensions:** 483 x 44 x 40 mm
- **Mounting:** 20x Telegärtner J01004A1233
- **Weight:** 491g
- **Material:**
 - **Internal Contact:** Copper/Beryllium Alloy
 - **External Contact:** Brass

Electrical Specifications:

- **Impedance:** 50 Ω
- **Maximum Frequency (Interface F max):** 4 GHz
- **Return Loss:** ≥ 23 dB